



FILTRINOV

JET LUXE

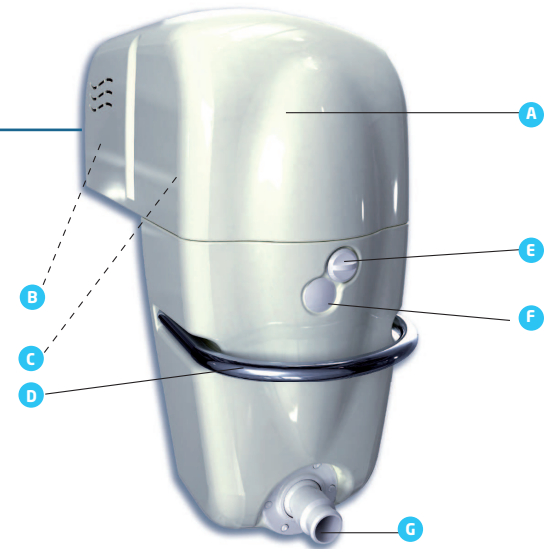
JL | 50

Equipement

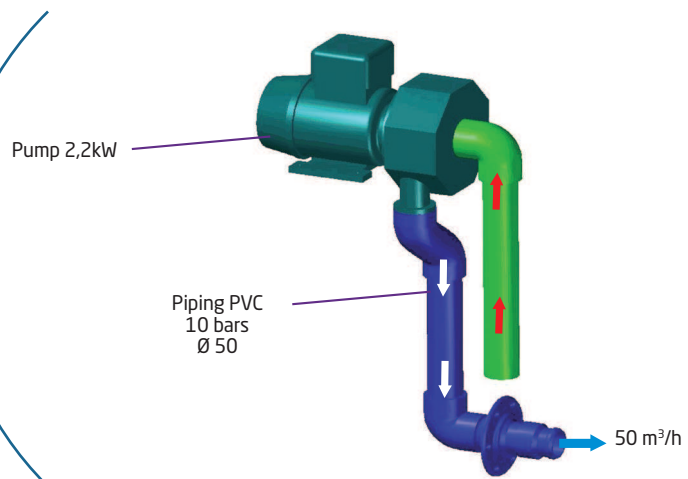
- A** Removable cover with a mechanical safety (lock)
- B** Cabled electrical box
- C** Swim counter-current pump (50 m³/h)
- D** Stainless handle (for handling and being hold to the unit)
- E** «Push button» for start the unit
- F** Balneotherapy (Air flow rate adjustment for massage functions)
- G** Directional heavy flow rate

INTEGRABLES OPTIONS :

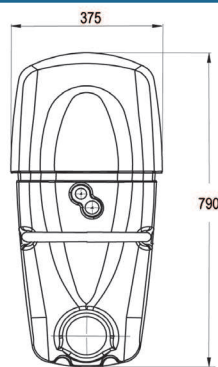
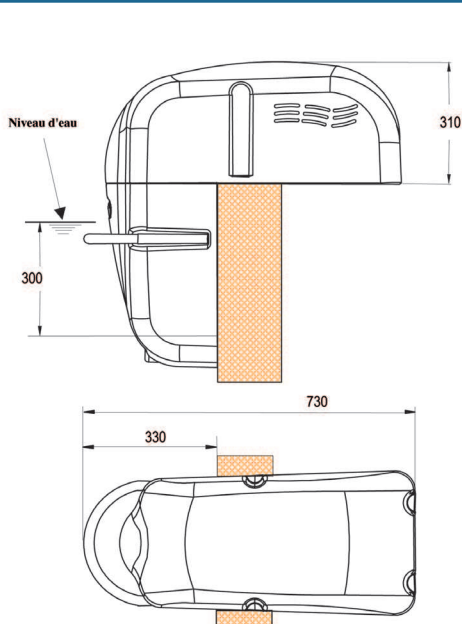
- Massage hose



General diagramm of JL



Side plan of JL



Dimensions in mm

